



**GALA**  
INFLATABLE BOATS

**GALAXY**  
PROFESSIONAL RIBS



MADE IN

UKRAINE

2023





# ATLANTIS-LITE

Lite RIB Tenders

## A240 • A270 • A300 • A330



A300-LITE

ATLANTIS-LITE tenders are created for customers who are looking for RIB tenders with the lightest weight possible. At such a low weight, they are very roomy and fully loaded with a number of great features, making these dinghies your very best choice.

The size range includes four models: A240, A270, A300 and A330.

Their best selling features:

- Standard bow step panel - perfect way to utilize space at the bow; step on it, sit on it or strap the fuel tank below.
  - Easy and quick getting on plane and a remarkably dry ride with «GALA TABS».
  - Sliding seats installation system - most convenient way to organize the cockpit.
  - Elegant lining and decoration of expertly equipped boats with original GALA fittings.
- Every boat is available with either VALMEX or HYPALON tubing, coming in a variety of colours.



**A240**  
240 cm (7' 10") long  
6HP max, 2 pers

**A270**  
270 cm (8' 10") long  
10HP max, 3 pers

**A300**  
300 cm (9' 10") long  
15HP max, 4 pers

**A330**  
330 cm (10' 10") long  
20HP max, 4 pers

A300-LITE

## 5 reasons to choose GALA!

### «GALA-TABS» HULL DESIGN



«GALA-TABS» hull design is a PATENTED feature for getting on plane with ease and water spray protection!

### BOW STEP PANEL



There is a large step panel at the bow, so you can step on it, sit on it or attach the tank to it! Very convenient!

### SLIDING ALUMINIUM SEAT



Each model is equipped with a sliding aluminium seat with additional seat available.

### EXTREMELY LOW WEIGHT



Each GALA Atlantis-LITE is extremely low weight. It makes them an unbeatable choice if you need something lite!

### OVERPRESSURE VALVE



Each boat is equipped with the advanced Overpressure Valve for protection against overheating and overinflating.



## Features:

### STANDARD FEATURES:

- Medium "V" powder-coated aluminium hull with GALA-TABS patented design, antiskid decking and hidden transom brackets
- Bow step panel with antiskid surface
- Rigid aluminium seat with sliding installation system
- Substantial keel protector
- 5 lifting eyes and 3 towing bow eyes

- Bow handle
- GALA bow cleat and 8/10 grab handles
- Soft curved 3-chamber VALMEX / Hypalon buoyancy tube with rounded bow and original «GALA-JET» design
- Overpressure valve
- Tough rubbing strake with splash guard
- One-way drain valve
- Two oars with oarlocks and oar stops

- High-efficiency foot pump
- Repair kit and manual

### OPTIONAL EQUIPMENT:


- Overall cover
- Additional aluminium seat
- Soft cushion for aluminium seat
- Under-seat bag
- SEADECK decking upgrade

## Colors:

- Light-gray tube / Gray decor
  - VALMEX PVC
  - HYPALON
- White tube / Gray decor
  - VALMEX PVC
  - HYPALON
- Black tube / Gray decor
  - VALMEX PVC
  - HYPALON

## Options:

- Extra aluminium seat



- Soft seat cushion and under-seat storage bag



- Overall cover







# ATLANTIS Double Deck RIB Tenders

## A240D • A270D • A300D • A330D • A360D • A390D



A300D

Our ATLANTIS Double Deck Series tenders are the beginning of an extensive range of high-class RIBs with aluminum hulls, originally created by GALA Canada. If you are looking for the most durable and spacious tender or runabout boat, fully loaded with features, then ATLANTIS Double Deck tender will be your best choice.

The size range includes five models: A240D, A270D, A300D, A330D, A360D, A390D.

The best selling features:

- Standard bow locker with bow cushion, large access door, double ventilation and great storage, even to store your fuel tank.
  - Impressive passenger and carrying capacities, as well as power rating.
  - Elegant and practical bow cleat.
  - Unbeatable performance and remarkably dry ride with «GALA TABS», ortable and dry stay on board with flat Doube Deck.
  - Elegant lining and decoration of expertly equipped boats with original GALA fittings.
- Every boat is available with either VALMEX or HYPALON tubing, coming in a variety of colours.




<b>A240D</b> 240cm(7'10") long 6HP max, 3 pers	<b>A270D</b> 270cm(8'10") long 10HP max, 4 pers	<b>A300D</b> 300cm(9'10") long 15HP max, 5 pers	<b>A330D</b> 330cm(10'10") long 20HP max, 5 pers	<b>A360D</b> 360cm(11'10") long 25HP max, 6 pers	<b>A390D</b> 390cm(12'10") long 30HP max, 6 pers
--	---	---	--	--	--

A300D

### 5 reasons to choose GALA!

#### BOW LOCKER + CUSHION



Roomy double-vented bow locker with soft cushion allows for versatile comfort and storage, even for your fuel tank.

#### TWO ALU SLIDING SEATS



Each model is equipped with two sliding aluminium seats as a standard (A240-1 pc).

#### «GALA-TABS» HULL DESIGN



«GALA-TABS» hull design is a PATENTED feature for easy getting on plane and water spray protection!

#### MOST SPACIOUS COCKPIT



Each GALA Series-A model has a plenty of space and impressive capacities.

#### INNOVATIVE GALA FITTINGS



Experience state-of-art engineering with each original GALA fittings.



### Features:

#### STANDARD FEATURES:

- Medium "V" powder-coated aluminium hull with GALA-TABS patented design, antiskid decking and hidden transom brackets
- Double vented bow locker with hatch and soft cushion
- Two aluminium seats (one on A240D) with sliding installation system
- Substantial keel protector

- 6 lifting eyes and 3 towing bow eyes
- Bow handle and two rear handles
- GALA bow cleat and 8/10 grab handles
- Soft curved 3-chamber VALMEX / Hypalon buoyancy tube with rounded bow and original «GALA-JET» design
- Overpressure valve
- Tough rubbing strake with splash guard
- One-way drain valve with pull-up handle

- Two oars with oarlocks
- High-efficiency foot pump
- Repair kit and manual

#### OPTIONAL EQUIPMENT:

- Overall cover
- Soft cushion for aluminium seat
- Under-seat bag
- SEADECK decking upgrade

### Hull structure:

DOUBLE DECK HULL (A240D - A390D)



### Colors:

- Light-gray tube / Gray decor
  - VALMEX PVC
  - HYPALON
- White tube / Gray decor
  - VALMEX PVC
  - HYPALON
- Black tube / Gray decor
  - VALMEX PVC
  - HYPALON

### Options:

- Soft seat cushion and under-seat storage bag
- Overall cover





# ATLANTIS-AQUAHELM

Console RIB Tenders A300Q • A330Q • A360Q • A390Q



A300Q-AQUAHELM

The core idea of AQUAHELM for GALA boats is the best solution for the lightest tender with remote steering. Three GALA models can be equipped with the AQUAHELM S-08 steering console & seat combo, an innovative design from GALA: A300Q, A330Q, A360Q and A390Q. Extremely light and versatile with slim eye-catching outlines, it easily converts your dinghy to an unbeatable center console craft!

You can adjust console and arm positions for your comfort. The console can be installed any time if you want to upgrade from classic tiller drive to remote control steering.

Every boat is available with either VALMEX or HYPALON tubing, coming in a variety of colours.



**A300Q**  
300 cm (9' 10") long  
15HP max, 5 pers

**A330Q**  
330 cm (10' 10") long  
20HP max, 5 pers

**A360Q**  
360 cm (11' 10") long  
30HP max, 6 pers

**A390Q**  
390 cm (12' 10") long  
30HP max, 6 pers

A360Q-AQUAHELM

## 5 reasons to choose GALA!

### «GALA-TABS» HULL DESIGN



«GALA-TABS» hull design is a **PATENTED** feature for getting on plane with ease and water spray protection!

### LIGHTEST WITH REMOTE




Each GALA Atlantis-LITE is extremely low weight. It makes them an unbeatable choice if you need something lite!

### SLEEK ELITE DESIGN



The console design is very elegant and sleek. Enjoy your dinghy outlines and comfort!

### STRETCH YOUR FEET!



With Atlantis AQUAHELM console C-08 you have a lot of free room in cockpit and can stretch your feet easily!

### OVERPRESSURE VALVE



Each boat is equipped with the advanced Overpressure Valve for protection against overheating and overinflating.



## Features:

### STANDARD FEATURES:

- Medium "V" powder-coated aluminium hull with GALA-TABS patented design, antiskid decking and hidden transom brackets
- Double vented bow locker with soft cushion
- Soft curved 3-chamber VALMEX / Hypalon buoyancy tube with overpressure valve
- AQUAHELM Steering console C-08 with steering system, wheel, cable, storage with soft seat and folding seat back

- Rigid aluminium seat with sliding system
- GALA bow handle and 8/10 grab handles
- One bow and two rear GALA cleats
- Substantial keel protector
- 6 lifting eyes and 3 towing bow eyes
- Tough rubbing strake with splash guard
- One-way drain valve
- Two paddles and foot pump
- Repair kit and manual

### OPTIONAL EQUIPMENT:

- Electric package with navigation lights, bilge pump and electric system
- Overall cover
- SEADECK decking upgrade
- SILVERTEX upholstery upgrade
- Soft cushion and under-seat bag
- Two oars with oarlocks and holders

## Colors:

- Light-gray tube / Gray decor
  - VALMEX PVC
  - HYPALON
- White tube / Gray decor
  - VALMEX PVC
  - HYPALON
- Black tube / Gray decor
  - VALMEX PVC
  - HYPALON

## Options:

- Electric system with navigation lights, bilge pump and socket
- Two removable aluminum side steps for fishing gear and more
- Overall cover







# ATLANTIS-DELUXE

DELUXE RIB Tenders

A300L • A330L



GALA ATLANTIS A300L and A330L are the smallest and lightest Deluxe tenders with the classy fiberglass center console from GALA. If you are looking for the lightest, most durable and spacious center console tender for your yacht, or the safest boat for your kids, fully loaded with features, then ATLANTIS Deluxe Tenders will be your best choice.

There are two models in the line: A300L (300 cm long) and A330L (330 cm long), featuring V-shaped bottom with flat deck and large underdeck water collector.

Both models come with a steering console and double seat. A330L has an extra seat in the front of the console and larger cockpit space.

The best selling features are:

- Very spacious cockpit with wide free walkway.
- Unbeatable performance and easy getting on plane with «GALA TABS» hull.
- Elegant lining and decoration of expertly equipped boats with original GALA fittings.

Every boat is available with either VALMEX or HYPALON tubing, coming in a variety of colours.



**A300L**  
300 cm (9' 10") long  
20HP max, 4 pers

**A330L**  
330 cm (10' 10") long  
30HP max, 5 pers

A330L

## 5 reasons to choose GALA!

### SPACIOUS COCKPIT



Roomy cockpit with wide free walkway allows for versatile comfort, a lot of seating and safety on board!

### UNBEATABLY LOW WEIGHT



**BOAT WEIGHT:**  
A300L- 90kg  
A330L-105kg

With original GALA hulls both models have extremely low weight. That makes them easy to lift, easy to tow, easy to go!

### «GALA-TABS» HULL DESIGN



**PATENTED!**

«GALA-TABS» hull design is a unique feature for easy getting on plane and water spray protection!

### ERGONOMIC ENGINEERING



All controls are engineered with ergonomics, comfort and efficiency for a lot of equipment on board.

### TRANSFORMER SEAT



Seat back easily folds forward for higher driver position, access to back and features two safety st. steel handrails.



## Features:

### STANDARD FEATURES:

- Medium "V" powder-coated aluminium hull with «GALA TABS», hidden reinforced transom brackets and keel protector
- Steering console with windshield and railing: C-01 on A300L, C-02 with front seat and seatback on A330L
- Double seat S-01 w/ folding back & storage
- Steering system with wheel and cable
- Vented bow locker with hatch and cushion

- 6 lifting eyes and 3 towing bow eyes
- Bow handle and two rear splash guards
- One bow and two rear GALA cleats
- Soft curved 3-chamber VALMEX / Hypalon buoyancy tube with rounded bow
- Overpressure valve
- Tough rubbing strake with splash guard
- One-way drain valve with pull-up handle
- Two paddles, high-efficiency foot pump
- Repair kit and manual

### OPTIONAL EQUIPMENT:

- Bow step plate with cleat and soft seat back
- Electric package (incl. nav. lights, bilge pump, horn, battery switch etc)
- SILVERTEX upholstery upgrade
- SEADECK decking
- Overall cover
- Console cover
- Two fiberglass side steps

## Colours:


- Light-gray tube / Gray decor
  - VALMEX PVC
  - HYPALON
- White tube / Gray decor
  - VALMEX PVC
  - HYPALON
- Black tube / Gray decor
  - VALMEX PVC
  - HYPALON

## Options:

- Bow step plate with cleat and soft back cushion



- SEADECK antiskid decking for best comfort and safety



- Overall cover







# ATLANTIS-DELUXE

DELUXE RIB Tenders

A360L • A400L



A400L

ATLANTIS A360L and A400L are medium size Deluxe tenders with the center console from GALA. If you are looking for the lightest, spacious and perfectly performing center console RIB, fully loaded with features, either for your yacht or as a comfortable boat for your family, or even for watersports and fishing, then A360L or A400L will be your best choice. There are two models in the line: A360L (360 cm long) and A400L (400 cm long), featuring V-shaped bottom with flat deck and large underdeck water collector.

Both models come with a steering console, double seat and large bow locker with cushions. It gives you plenty of storage space and seating.

The best selling features:

- Unbeatable performance and remarkably dry ride with «GALA TABS» transom extensions.
  - A lot of cockpit space, along with impressive passenger/carrying capacities, as well as power rating.
  - Elegant lining and decoration of expertly equipped boats with original GALA fittings.
- Every boat is available with either VALMEX or HYPALON tubing, coming in a variety of colours.



**A360L**  
360 cm (11' 10") long  
40HP max, 6 pers

**A400L**  
400 cm (13' 1") long  
50HP max, 7 pers

A360L

## 5 reasons to choose GALA!

### SPACIOUS COCKPIT



Roomy bow locker with removable soft cushion allows for versatile comfort and the most spacious cockpit on a market!

### UNBEATABLY LOW WEIGHT



**BOAT WEIGHT:**  
**A360L-125kg**  
**A400L-150kg**

With original GALA hulls both models have extremely low weight. That makes them easy to lift, easy to tow, easy to go!

### «GALA-TABS» HULL DESIGN



**PATENTED**

«GALA-TABS» hull design is a unique feature for getting on plane fast and water spray protection!

### TRANSFORMER SEAT



**HANDLES**

Seat back easily folds forward for higher driver position, access to back and features two st. steel handrails for safety.

### INNOVATIVE GALA FITTINGS



Experience state-of-art engineering with each original GALA fitting. GALA cleats are great feature for easy docking.



A360L

## Features:

### STANDARD FEATURES:

- Medium "V" powder-coated aluminium hull with «GALA TABS», hidden reinforced transom brackets and keel protector
- Steering console C-03 with windshield and railing, front seat and seat back
- Double seat S-02 w/ folding back & storage
- Steering system with wheel and cable
- Bow locker with hatch and soft cushion
- One front and two rear GALA mooring cleats

- 6 lifting eyes and 3 towing bow eyes
- Bow handle and 10 grab handles
- Soft curved 3-chamber VALMEX / Hypalon buoyancy tube with rounded bow
- Overpressure valve
- Tough rubbing strake with splash guard
- One-way drain valve with pull-up handle
- Two paddles, high-efficiency foot pump
- Repair kit and manual

### OPTIONAL EQUIPMENT:

- Bow step plate w/ cleat, roller and soft seat back
- Fuel system with 35 lit tank / send
- Electric package (incl. nav. lights, bilge pump, horn, battery switch etc)
- Overall cover, console cover
- SEADECK decking
- SILVERTEX upholstery upgrade
- Two fiberglass side step panels

## Colours:


- Light-gray tube / Gray decor
  - VALMEX PVC
  - HYPALON
- White tube / Gray decor
  - VALMEX PVC
  - HYPALON
- Black tube / Gray decor
  - VALMEX PVC
  - HYPALON

## Options:

- Bow step plate with cleat and soft back cushion



- SEADECK antiskid decking for best comfort and safety



- Fuel system with 35 lit fuel tank with send







# ATLANTIS-DELUXE

Mid-size Cruising RIBs A450L • A500L



A450L with arch

ATLANTIS A450L and A500L are the medium size aluminium hull RIBs with an open cockpit and a nice selection of consoles. If you are looking for something spacious, light and easy to handle with exceptional performance, then these will be your best choice. Both models are great as a family boat, a boat for watersports, fishing or even using as a coach or rescue boat for yacht clubs or professionals.

Both models come with C-05 steering console and S-03 double seat. The steering console features a high profile windshield and railing, high enough to drive standing and to protect the driver from the wind. Foldable seat back makes the rear cockpit area easily accessible and more useful.

There is a wide selection of options like bow step plate, heavy duty towing arch, built-in fuel tank and more. That can easily make the boat perfectly fitting to your needs.

The unbeatable performance and remarkably dry ride with «GALA TABS» make these models stand out among the competition.

Every boat is available with either VALMEX or HYPALON tubing, coming in a variety of colours.



**A450L**  
450 cm (14' 9") long  
70HP max, 8 pers

**A500L**  
500 cm (16' 5") long  
90HP max, 9 pers

A500L with arch

## 5 reasons to choose GALA!

### DEEP-V ALU HULL



Heavy aluminium welded Deep-V hull makes this model a good performer with exceptional seaworthiness.

### SELF-BAILING COCKPIT



Both models have TRUE SELF-BAILING cockpit. It drains out all the water from the deck with no bilge pump needed!

### «GALA-TABS» HULL DESIGN



«GALA-TABS» hull design is a unique feature for easily getting on plane and water spray protection!

### TRANSFORMER SEAT



Seat back easily folds forward for higher driver position, access to back and features two st. steel handrails for safety.

### HEAVY-DUTY TOW ARCH



Elegant and heavy-duty welded towing arch (optional) comes with two welded cleats and heavy-duty waterski tow eye.



## Features:

### STANDARD FEATURES:

- Deep "V" powder-coated aluminium hull with «GALA TABS», hidden reinforced transom brackets and keel protector
- Steering console C-05 with windshield, railing, front seat and seat back, steering system with wheel and cable
- Double seat S-03 with soft seat, folding back and roomy storage
- Spacious bow locker with soft cushion

- 4 lifting eyes and towing bow eye
- One bow and two rear GALA mooring cleats
- Bow handle and 10 safety grab handles
- Soft curved 5-chamber Valmex/Hypalon buoyancy tube with rounded bow
- Overpressure valve
- Tough rubbing strake with splash guard
- One-way drain valve with plug
- Two paddles, high-efficiency foot pump
- Repair kit and manual

### OPTIONAL EQUIPMENT:

- Bow step plate w/ cleat, roller and soft seat back
- Fuel system w/ 83 lit tank & send
- Electric package
- Towing arch w/ 2 cleats & tow eye.
- Overall cover, onsole / seat covers
- SILVERTEX upholstery upgrade
- SEADECK decking
- Two fiberglass side step panels

## Colours:


- Light-gray tube / Gray decor
  - VALMEX PVC
  - HYPALON
- White tube / Gray decor
  - VALMEX PVC
  - HYPALON
- Black tube / Gray decor
  - VALMEX PVC
  - HYPALON

## Options:

- Bow step plate with cleat and soft back cushion



- SEADECK antiskid decking for best comfort and safety



- Fuel system with 83 lit fuel tank with fuel send







# VIKING

## DELUXE RIB Tenders

# V330 • V360



GALA VIKING V330 and V360 are our new models, starting the new line of luxury aluminium hull RIB tenders. In comparison with similar boats of Atlantis range, the VIKING Tenders are better equipped, with more features, more advanced design, smoother ride and more storage space. The defining features are: wide spacious cockpit, side step panels for safe boarding, comfortable seating with hi-end upholstery and much more!

**V330**  
330 cm (10' 10") long  
30HP max, 5 pers



V330

**V360**  
360 cm (11' 10") long  
40HP max, 6 pers



### 5 reasons to choose GALA!

#### WIDE SELF-BAILING COCKPIT



Roomy cockpit with wide free walkway allows for versatile comfort, a lot of seating and safety on board!

#### GALA Z-TRANSOM



New innovative design of boat stern from GALA with Z-TRANSOM, motor well and transom extensions!

#### UPDATED STEERING CONSOLE



New hull design, improved ergonomics, 2 cupholders, glove compartment and mobile phone shelf.

#### LIGHT WEIGHT



Unbeatably low weight for both models is impressive: V330 - 125kg (275 lbs) and V360 - 150 kg (330 lbs).

#### NEW UPHOLSTERY DESIGN



All upholstery elements are made of premium SILVERTEX materials with a two color design with nice padding and stitching.



### Features:

#### STANDARD FEATURES:

- Medium "V" powder-coated alu self-bailing hull with «GALA TABS», «Z-FLAP» transom deflectors, motor well, keel protector, zinc anode.
- Steering console with windshield and railing: C-11 on V330 and V360
- Rear compartment with motor well, rear storage with soft seat and two back supports
- Steering system with wheel and cable
- Bow locker with hatch and soft cushion

- 4 lifting eyes and 3 towing bow eyes
- Bow handle and two rear GALA cleats
- 8 safety grab handles
- Soft curved 3-chamber VALMEX / Hypalon buoyancy tube with rounded bow
- Overpressure valve
- Tough rubbing strake with splash guard
- One-way drain valve with plug
- SILVERTEX soft set in stitched upholstery
- Two paddles, pump, repair kit and manual

#### OPTIONAL EQUIPMENT:

- Bow step plate with cleat, soft seat back and anchor roller (V360)
- Electric package (incl. nav. lights, bilge pump, horn, battery switch etc)
- Two GRP side step panels
- Fuel system with 40 lit tank
- SEADECK decking
- Waterski towing mast
- Overall cover, Console cover

### Colours:


- Light-gray tube / Gray decor
  - VALMEX PVC
  - HYPALON
- White tube / Gray decor
  - VALMEX PVC
  - HYPALON
- Black tube / Gray decor
  - VALMEX PVC
  - HYPALON

### Options:

- Bow step plate with cleat and soft back cushion



- SEADECK antiskid decking for best comfort and safety



- Overall cover







# VIKING

## DELUXE RIB Tenders

# V420



V420

VIKING V420 is a mid-size aluminum hull luxury RIB and a great choice for being a roomy and powerful yacht tender, family boat or boat for watersports.

The major advantages and strong selling points of V420 are:

- very roomy cockpit with large and comfortable seats, spacious bow, rear and console locker storages.
- new and unique design of rear part of the boat: Z-transom with water deflector and transom extensions,
- fresh and elegant design along with exceptional performance,
- very convenient two side steps for safe boarding.

The boat can be equipped with under-deck 75-lit tank, placed in the mid-section of the boat for best weight balance.

The boat can be built with either PVC or HYPALON inflatable tube



V420

**V420**  
420 cm (13' 9") long  
60HP max, 7 pers

### 5 reasons to choose GALA!

#### GALA Z-TRANSOM (NEW)



GALA Z-TRANSOM with Z-form water deflector and bottom extension is for exceptional protection & performance.

#### SELF-BAILING COCKPIT



V420 has TRUE SELF-BAILING and very roomy cockpit. It drains out all the water with no bilge pump needed!

#### TWO GRP SIDE STEPS



Two GRP side step panels are perfect for safely getting in and out of the boat or even seating on them!

#### LARGE STEERING CONSOLE



Console with high windshield and railing and roomy dashboard for up to 10" GPS plotter and other equipment.

#### NEW UPHOLSTERY DESIGN



All upholstery elements are made of premium SILVERTEX materials with a two color design with nice padding and stitching.



### Features:

#### STANDARD FEATURES:

- Deep "V" powder-coated aluminium self-bailing hull with «Z-FLAP» transom deflectors, «GALA TABS», motor well, keel protector, anode.
- Steering console C-05 with high profile windshield and railing
- Rear compartment with motor well, rear storage with soft seat and two back supports
- Steering system with wheel and cable
- Bow and rear lockers with soft cushions

- 4 lifting eyes
- Bow handle and two rear cleats
- 8 safety grab handles
- Soft curved 4-chamber VALMEX / Hypalon buoyancy tube with rounded bow
- Overpressure valve
- Tough rubbing strake with splash guard
- One-way drain valve with plug
- SILVERTEX soft set in stitched upholstery
- Two paddles, pump, repair kit and manual

#### OPTIONAL EQUIPMENT:

- Bow step plate with cleat, soft seat back and anchor roller
- Electric package (incl. nav. lights, bilge pump, horn, battery switch etc)
- Two fiberglass side step panels
- Removable sundeck with cushion
- Fuel system with 83 lit tank
- SEADECK decking
- Overall cover and console cover

### Colours:

- Light-gray tube / Gray decor
  - VALMEX PVC
  - HYPALON
- White tube / Gray decor
  - VALMEX PVC
  - HYPALON
- Black tube / Gray decor
  - VALMEX PVC
  - HYPALON

### Options:

- Removable sundeck with soft cushion



- SEADECK antiskid decking for best comfort and safety



- Built-in 83 lit fuel tank under the deck, with sender







V500 with T-top



V500  
500 cm (16' 5") long  
100HP max, 9 pers

VIKING V500 is one of the most popular models in GALA line. This model opens a new extensive series of cruising RIBs with aluminium hulls, suitable for heavy sea conditions and high waves.

This model is 5 m (16'5") long, rated for 100HP engine, being the most compact RIB with four-units cockpit configuration on a market. It features:

- 1- Bow locker with cushion and seat back,
- 2- Alu welded steering console with front seat,
- 3- Alu captain seat with two storage compartments, three handrails and folding up seating,
- 4- Wide rear seating with folding seat back and large rear storage compartment.

Two rear walking platforms with motor well add a nice touch of comfort and safety.

The boat comes with some unique optional features from GALA:

- Original GALA T-top with aerodynamically profiled framing.
- Heavy-duty welded towing arch with two mooring cleats and waterski towing post.

These make this model an excellent choice for watersports, family cruising or just relaxed boating across the waves.

The boat comes with two choices of tube material: either HYPALON, or VALMEX with nice selection of colors and original GALA styling.

V500 with T-top

## 5 reasons to choose GALA!

### DEEP-V ALU HULL



Aluminium welded Deep-V stepped hull of V500 makes it a real performer with exceptional seaworthiness.

### REAR PART DESIGN



V500 rear part configuration is the one of a kind design to make the boat comfortable and practical.

### «GALA-TABS» HULL DESIGN



«GALA-TABS» hull design is a unique feature for easily getting on plane and water spray protection! It's GALA's signature!

### TRANSFORMER SEAT



Seat back easily folds up to drive standing. It features three safety handrails and two storage compartments.

### SELF-BAILING COCKPIT



The boat cockpit is truly SELF-BAILING, so all the water drains out without any bilge pump needed!



## Features:

### STANDARD FEATURES:




- Deep "V" powder-coated aluminium hull with «GALA TABS», SELF-BAILING cockpit, two rear steps, motor well and keel protector
- Rear storage with seat and folding back
- Steering console C-04 with windshield, railing, steering system with wheel and cable
- Driver seat S-04 with soft seat, folding back and roomy storage
- Spacious bow locker with access hatch

- 4 lifting eyes and bow tow eye
- Bow handle and 10 grab handles
- Soft curved 5-chamber Valmex / Hypalon buoyancy tube with rounded bow
- Overpressure valve
- Tough rubbing strake with splash guard
- Doubled one-way drain system with plugs
- SILVERTEX stitched upholstery
- Two paddles, pump, repair kit and manual

### OPTIONAL EQUIPMENT:


- Bow step plate w/ cleat, anchor roller and seat back
- Fuel system w/ 83 lit tank + send
- Electric package
- Towing arch w/ 2 cleats & tow eye.
- T-top with top mounting plate
- Overall cover, console/seat covers
- SEADECK decking upgrade
- Two fiberglass side step panels

## Colours:

-  Light-gray tube / Gray decor
  - VALMEX PVC
  - HYPALON
-  White tube / Gray decor
  - VALMEX PVC
  - HYPALON
-  Black tube / Gray decor
  - VALMEX PVC
  - HYPALON

## Options:

- Bow step plate with nav. lights, cleat, anchor roller and cushion
- GALA T-TOP with equipment mounting platform
- Heavy duty towing arch with 2 cleats and waterski tow eye







V580 with tow arch


VIKING V580 is one of the GALA flagships, built for heavy seas and high waves. Cockpit space, performance and great features make these models unbeatable in their class.

This model is 5.8m long (19') and has two versions:

• V580 - DELUXE version: boat with C-06 console with front seat, S-05 driver seat and large rear seat with 3 back supports, all built for comfortable recreational boating

• V580F - FISHING/PRO version: boat with C-07 console, S-06 bolster seat, a lot of free space at the front and back, with a number of options for expert level fishing and professional use.

You will enjoy excellent arrangements and capacities of these great models, along with superior rigidity of GALA-ALU-TECH welded aluminium hulls!



V580

580 cm (19' 0") long  
150HP max, 12 pers



V580F

580 cm (19' 0") long  
150HP max, 12 pers

V580F


## 5 reasons to choose GALA!

### DEEP-V ALU HULL



Aluminium welded Deep-V stepped hull of V580 makes it a real performer with exceptional seaworthiness.

### TRANSOM EXTENSIONS



V580 rear part configuration with transom extensions is a great feature to get on plane and for spray protection.

### TWO SIDE WALKWAYS



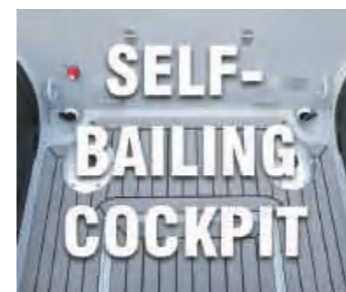
The boat is wide enough to provide walkways on each side of the boat for safety and comfort for everyone aboard.

### HIGH-PROFILE CONSOLE



ALU welded high profile console with two-level dashboard and deck step is ergonomic and protective.

### SELF-BAILING COCKPIT



Truly SELF-BAILING COCKPIT keeps your boat always dry either on the way or when moored without cover.



## Features:

### STANDARD FEATURES:

- Deep "V" powder-coated aluminium hull with SELF-BAILING cockpit, doubled drains, transom extensions, motor well, bow locker, keel guard
- 4 lifting eyes, 2 rear and 1 bow tow eyes
- Soft curved 5-chamber Valmex / Hypalon buoyancy tube with overpressure valve, 12 handles and rubbing strake with splash guard
- SILVERTEX upholstery
- Two paddles, pump, repair kit and manual

### V580 Deluxe STANDARD FEATURES:

- Steering console C-06 with front seat
- Driver seat S-05 with 2 folding seats
- Rear locker with seat and back rests
- Bow cushion


### V580F Fishing/PRO STANDARD FEATURES:


- Steering console C-07
- Bolster seat S-06
- Rear locker with access, no rear seats


### OPTIONAL EQUIPMENT:

- Bow step plate w/ cleat, roller and back
- Fuel system with 106 lit tank and send
- Electric equipment package
- Towing arch w/ 2 cleats & tow eye.
- T-top with top mounting plate
- Overall cover, console/seat covers
- SEADECK decking upgrade
- Two fiberglass side step panels
- Fishing optional equipment - see specs.

## Colours:

 Light-gray tube / Gray decor  
• VALMEX PVC  
• HYPALON

 White tube / Gray decor  
• VALMEX PVC  
• HYPALON

 Black tube / Gray decor  
• VALMEX PVC  
• HYPALON

## Options:

- SEADECK decking upgrade



- GALA T-TOP with equipment mounting platform



- Heavy duty towing arch with 2 cleats and waterski tow eye







V650 with arch, T-top, side panels

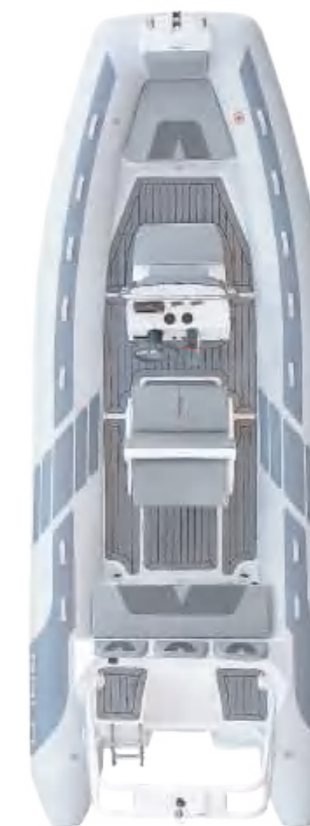
VIKING V650 is one of the GALA flagships, built for heavy seas and high waves. Cockpit space, performance and great features make these models unbeatable in their class.

This model is 6.5m long (21'4") with two versions:

• V650 - DELUXE version: boat with C-06 console with front seat, S-07 driver seat with two side seating, and large rear seat with 3 back supports, all built for comfortable recreational boating

• V650F - FISHING/PRO version: boat with C-07 console, S-06 bolster seat, a lot of free space at the front and at the back, with a number of options for expert level fishing and professional use.

You will enjoy excellent arrangements and capacities of these great models, along with superior rigidity of GALA-ALU-TECH welded aluminium hulls!



**V650**  
650 cm (21' 4") long  
175HP max, 14 pers



**V650F**  
650 cm (21' 4") long  
175HP max, 14 pers

V650 with arch, T-top, side panels

## 5 reasons to choose GALA!

### DEEP-V ALU HULL



Aluminium welded Deep-V stepped hull of V650 makes it a real performer with exceptional seaworthiness.

### «Z-FLAP» V650 TRANSOM



Innovative «Z-FLAP» transom deflector, created by GALA, is a great selling feature for back splash protection on V650.

### TWO SIDE WALKWAYS



The boat is wide enough to provide walkways on each side of the boat for safety and comfort for everyone aboard.

### LARGE REAR COCKPIT AREA



There is a lot of space at the rear to accommodate up to 7-8 people for a party with table and lots of seating.

### SELF-BAILING COCKPIT



Truly SELF-BAILING COCKPIT keeps your boat always dry either on the way or when moored without cover.



## Features:

### STANDARD FEATURES:

- Deep "V" powder-coated aluminium hull with SELF-BAILING cockpit, doubled drains, transom extensions, motor well, bow locker, keel guard
- 4 lifting eyes, 2 rear and 1 bow tow eyes
- Soft curved 5-chamber Valmex / Hypalon buoyancy tube with overpressure valve, 12 handles and rubbing strake with splash guard
- SILVERTEX stitched upholstery
- Two paddles, pump, repair kit and manual

### V650 Deluxe STANDARD FEATURES:

- Steering console C-06 with front seat
- Driver seat S-07 with 2 folding seats, rear seat and two level storage with handrails
- Rear locker with w/ seat and seat back
- Bow cushion.


### V650F Fishing/PRO STANDARD FEATURES:


- Steering console C-07 with front seat
- Bolster seat S-06
- Rear locker with access, no rear seats


### OPTIONAL EQUIPMENT:

- Bow step plate w/ cleat, roller and back
- Fuel system with 202 lit tank and send
- Electric equipment package
- Towing arch w/ 2 cleats & tow eye.
- T-top with top mounting plate
- Overall cover, console/seat covers
- SEADECK decking upgrade
- Two fiberglass side step panels
- Fishing optional equipment - see specs.

## Colours:

 Light-gray tube / Gray decor  
• VALMEX PVC  
• HYPALON

 White tube / Gray decor  
• VALMEX PVC  
• HYPALON

 Black tube / Gray decor  
• VALMEX PVC  
• HYPALON

## Options:

- SEADECK decking upgrade



- GALA T-TOP with equipment mounting platform



- Heavy duty towing arch with 2 cleats and waterski tow eye







# FREESTYLE Tenders

Foldable boats with Floorboards / Air-deck

F240 • F270 • F300 • F330



FREESTYLE tenders from GALA are represented across 4 models and constitute a new and fresh design in the class of foldable boats with floorboards or airdeck. Key features are:

- Each model is equipped with the «GALA-JET» inflatable tube, allowing for an impressive carrying capacity and power rating.
  - Each model comes with two aluminium sliding seats (1 on F240) and aluminium floorboards.
  - Every unit is expertly equipped only with genuine GALA fittings and accessories.
- There are four models in the series and two flooring options:
- F240, F270, F300, F330 - with solid aluminium floorboards and inflatable keel
  - F240A, F270A, F300A, F330A - with high-pressure airdeck and inflatable keel.

In creating this line of tenders, we offer something entirely different in comparison to other boats available on the market: unprecedented quality of design, engineering and craftsmanship in each boat.



**F240/F240A**  
240 cm (7' 10") long  
5HP max, 3 pers

**F270/F270A**  
270 cm (8' 10") long  
10HP max, 4 pers

**F300/F300A**  
300 cm (9' 10") long  
15HP max, 5 pers

**F330/F330A**  
330 cm (10' 10") long  
20HP max, 5 pers

F300

## 5 reasons to choose GALA!

### «GALA-JET» HULL DESIGN



«GALA-JET» tube/hull design is essential to be a best performer, even for a dinghy!

### TWO ALU SLIDING SEATS



Each model is equipped with two sliding aluminium seats as a standard (F240-1 pc)

### MOST SPACIOUS COCKPIT



Each GALA Series - F model has a plenty of space and impressive capacities.

### INNOVATIVE GALA FITTINGS



Experience the state-of-art engineering with each original GALA fitting.

### V-SHAPED BOTTOM



Each boat has a substantial keel and V-bottom for cutting waves and soft ride.



## Features:

### STANDARD FEATURES:

- Soft curved 3-chamber VALMEX-PVC buoyancy tube with rounded bow and original «GALA-JET» design
- High-density anodized aluminium flooring with antiskid surface on F240-F330
- High-pressure airdeck on F240A-F330A
- Two aluminium seats (one on F240) with sliding installation system
- Substantial keel protector


- 3 stainless steel towing bow eyes
- Bow handle and two rear handles
- GALA bow cleat and 8/10 grab handles
- V-shaped bottom with inflatable keel
- Overpressure valve
- Tough rubbing strake with splash guard
- One-way drain valve with pull-up handle
- Two oars with oarlocks and oar stops
- Rear splash protectors


- High-efficiency foot pump
- Repair kit and manual


### OPTIONAL EQUIPMENT:

- Removable bow soft seat
- Overall cover
- Soft cushion for aluminium seat
- Under-seat bag
- Tube protector package

## Colours:

 Light-gray tube / Gray decor  
• VALMEX PVC

 White tube / Gray decor  
• VALMEX PVC

 Black tube / Gray decor  
• VALMEX PVC

## Options:

- Under-seat bag



- Soft seat cushion



- Removable bow soft seat







# FREESTYLE Sport

Foldable Riders

F360 • F390 • F420 • F450



FREESTYLE - Sport boats are excellent for runabouts, recreational family and professional use, when you need a light and portable boat capable of planing quickly or with many passengers on board. Each GALA model features a number of unique GALA designs, and GALA Freestyle SPORT boats will be your best choice as a roomy boat for applications like scuba-diving, fishing or cottage boat, yacht club coach boat or for a number of other semi-professional applications. It's heavy duty reinforced transom is designed for outstanding strength, wear resistance, and longer product life. Large diameter inflatable keel creates a high-performance Medium-V bottom for use with high waves and choppy water. Together with impressive capacities and cockpit space they make each GALA-F model a winner in the class of performing foldables.



**F360**  
360 cm (11' 10") long  
30HP max, 7 pers

**F390**  
390 cm (12' 10") long  
30HP max, 8 pers

**F420**  
420 cm (13' 9") long  
40HP max, 8 pers

**F450**  
450 cm (14' 9") long  
50HP max, 10 pers

F360

## 5 reasons to choose GALA!

### «GALA-JET» HULL DESIGN



«GALA-JET» tube/hull design is key to exceptional performance!

### SLIDING SEATS SYSTEM



GALA sliding seats system is a great feature for effective space arrangement.

### MOST SPACIOUS COCKPIT



Each GALA Series-F model has a plenty of space and impressive capacities.

### STEP HULL PERFORMANCE



The first step-hull equipped foldable boat! A great creation of GALA!

### PRO-GRADE ALU FLOOR



All boats feature heavily anodized aluminium floorboards for extended lifetime.



## Features:

### STANDARD FEATURES:

- Soft curved 3-chamber VALMEX-PVC buoyancy tube with rounded bow and original «GALA-JET» design
- High-density anodized aluminium flooring with antiskid surface
- Heavy-duty reinforced transom
- 2 (F360,F390) or 3 (F420,F450) aluminium seats with sliding installation system
- Bottom with step-hull system

- 3 stainless steel towing bow eyes
- Bow handle and two rear handles
- GALA bow cleat and 8/10 grab handles
- V-shaped bottom with inflatable keel
- Overpressure valve
- Tough rubbing strake with splash guard
- One-way drain valve with pull-up handle
- Two oars with oarlocks and oar stops
- Rear splash protectors
- Substantial keel protector

- High-efficiency foot pump
- Two envelope carry bags
- Repair kit and manual

### OPTIONAL EQUIPMENT:

- Removable bow soft seat
- Overall cover
- Soft cushion for aluminium seat
- Under-seat bag

## Colours:

- Light-gray tube / Gray decor • VALMEX PVC
- White tube / Gray decor • VALMEX PVC
- Black tube / Gray decor • VALMEX PVC

## Options:

- Under-seat bag



- Soft seat cushion



- Removable bow soft seat







# SPRINTER

Light foldable tenders

Slatted deck or Floorboards+keel

S210 • S240 • S270 • S300 • S330



SPRINTER Series dinghies are the best of the classics: streamlined, sleek, and elegant with forefront engineering. There are boats with slatted deck (S240-S330), and models with floorboards and keel (S240D-S360D). The optimal choice for its versatility, it is a portable, light, and fairly priced boat



<b>S210</b> 210 cm (6' 11") long 4HP max, 2 pers	<b>S240</b> 240 cm (7' 10") long 5HP max, 3 pers	<b>S270</b> 270 cm (8' 10") long 10HP max, 3 pers	<b>S300</b> 300 cm (9' 10") long 15HP max, 4 pers	
<b>S240D</b> 240 cm (7' 10") long 5HP max, 3 pers	<b>S270D</b> 270 cm (8' 10") long 10HP max, 3 pers	<b>S300D</b> 300 cm (9' 10") long 15HP max, 4 pers	<b>S330D</b> 330 cm (10' 10") long 15HP max, 4 pers	<b>S360D</b> 360 cm (11' 10") long 20HP max, 5 pers

S270

## 5 reasons to choose GALA!

### LIGHT AND COMPACT



Each S-series GALA tender is light and compact, easy to store and to assemble.

### ALUMINIUM SLIDING SEATS



Sliding installation system for plywood seats is a great feature for easy cockpit space arrangement.

### SUBSTANTIAL SLATTED DECK



GALA slatted deck covers most of the cockpit area for your safety and comfort.

### IMPRESSIVE CAPACITIES



Just check out all capacities, cockpit space and power rating to see that GALA is the best!

### WELDED TUBE SEAMS



All structural seams of inflatable tubes are strictly WELDED.



## Features:

### STANDARD FEATURES:

- 3-chamber VALMEX-PVC buoyancy tube with overpressure valve
- Double strength welded tube seams
- Slatted laminated deck on S210-S300 and flat bottom
- Laminated floorboards + inflatable keel + aluminium beams on S240D-S330D and V-shaped bottom
- Integral laminated transom

- 2 plywood seats with sliding installation system (1 on S210)
- 2 stainless steel towing bow eyes
- Bow grab handle
- Substantial lifeline
- Tough rubbing strake with splash guard
- One-way drain valve with pull-up handle
- Two oars with oarlocks and oar stops
- Envelope type carry bag
- Foot pump, repair kit and manual

### OPTIONAL EQUIPMENT:

- Overall cover
- Soft cushion for plywood seat

## Colours:

- Light-gray tube / Gray decor • VALMEX PVC
- White tube / Gray decor • VALMEX PVC
- Black tube / Gray decor • VALMEX PVC

## Options:

### • Soft seat cushion



### • Overall cover







# CHALLENGER

Inflatable canoes

C320 • C380 • C450 • C520



C450 with 2 folding seats (opt.)

Our series of inflatable canoes was born and developed in Canada, an extension of and innovation on a symbol of Canadian identity. The avant-garde concept is creating a new facet in the canoe industry, as well as the inflatable boating industry, pioneering a more advanced and versatile canoeing lifestyle. GALA canoes retain classic canoe features while incorporating contemporary materials and technology for an unbeatable alternative:

- They are **UNSINKABLE** and are significantly more **STABLE**. They not flip over, unless you want it to!
- They are **LIGHT, COMPACT** and fit the car trunk. No need for strapping anything to the roof of a car!
- They **PERFORM**. Motor compatible, enabling you to reach your island or cottage doing up to 30 km/h!
- They are **COMFORTABLE**. Seating is situated higher and with lots of cockpit space around.
- They have remarkable carrying capacities! You will be impressed at how much gear you can take!



C320  
4HP, 2 pers



C380  
6HP, 3 pers



C450  
8HP, 4 pers



C520  
8HP, 5 pers

C520 with bow dodger (opt.)

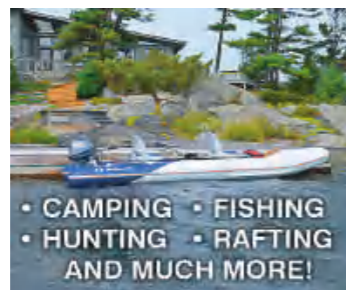
## 5 good reasons to choose GALA!

### IMPRESSIVE CAPACITIES



You can safely carry a lot of gear with you for hundreds of kilometers at high speed!

### VERSATILITY



• **CAMPING** • **FISHING**  
• **HUNTING** • **RAFTING**  
AND MUCH MORE!

The concept of GALA Canoe is the most advanced and versatile design on a market today.

### DEFLECTOR + RUBRAIL



Bow deflectors and rubrail makes your ride dry and comfortable at all speeds.

### GREAT PERFORMER



Experience an exceptional performance of GALA canoes! You can get on plane with 3HP and fly at over 30km/h with 8HP!

### PERFECT PADDLING



Paddling with GALA canoes is very easy and enjoyable. Assemble it in 5-7 min and have fun paddling!



## Features:

### STANDARD FEATURES:

- Soft curved VALMEX-PVC buoyancy tube with four chambers and rounded bow
- Double strength tube seams
- High-pressure airdeck and laminated transom
- Two large tracking fins
- Two water deflectors
- Plywood laminated sliding seats: 1pc on C320, 2 pcs on C380 and C450, and 3 pcs on C520

- Stainless steel towing bow eye
- Bow tube protectors
- Two rear lifting handles
- Lifeline all over the perimeter of the canoe
- Rubbing strake with splash guard
- One-way drain valve with pull-up handle
- High- efficiency foot pump
- Envelope type carry bag
- Repair kit and manual

### OPTIONAL EQUIPMENT:

- Removable bow dodger with aluminium frame
- Fishing panel with 2 rod holders and fishfinder mount
- 2 oars with oarlocks and holders

## Colours:



Light-gray tube / Blue decor for Performance version



Dark-green tube / Black decor

## Options:

- Removable bow dodger



- Fishing panel w/ rod holders



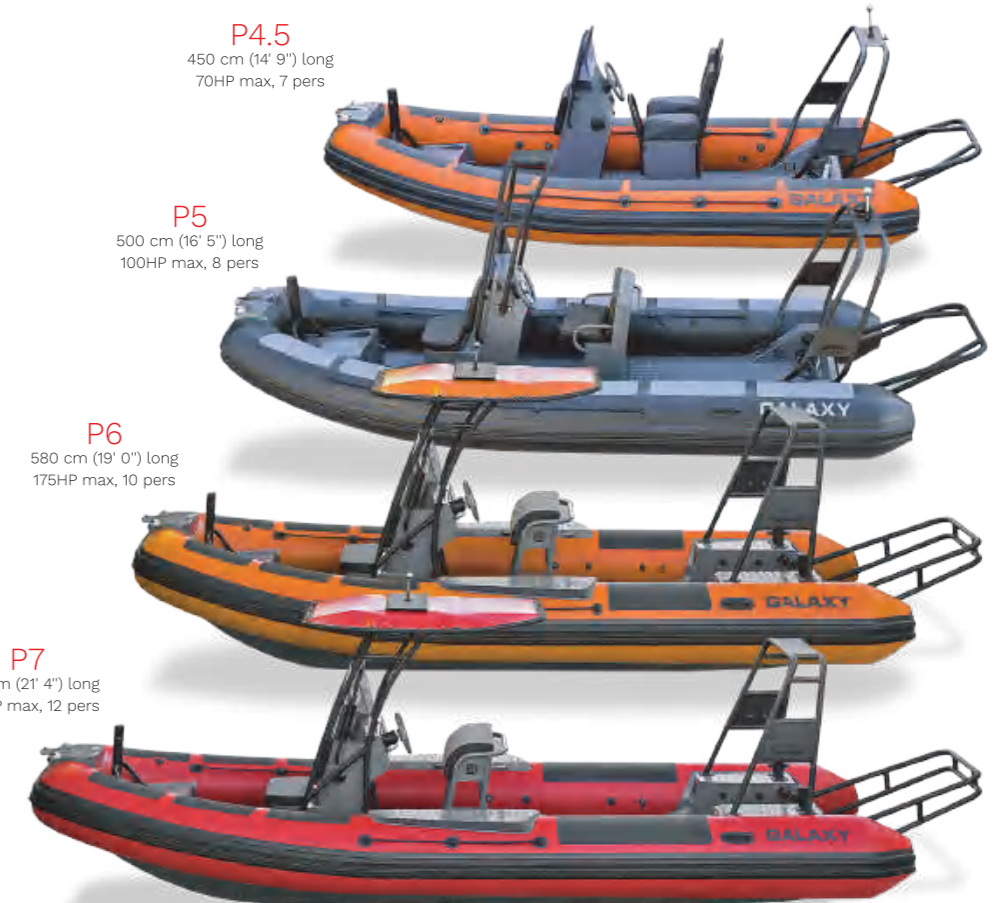
- 2 oars w/ oarlocks & holders







P7, T-top, side panels



**P4.5**  
450 cm (14' 9") long  
70HP max, 7 pers

**P5**  
500 cm (16' 5") long  
100HP max, 8 pers

**P6**  
580 cm (19' 0") long  
175HP max, 10 pers

**P7**  
650 cm (21' 4") long  
250HP max, 12 pers

P7, T-top, side panels

## 5 reasons to choose GALAXY!

### TRUE PROFESSIONAL DESIGN SPACE! SPACE! SPACE!



Every GALAXY is not recreational boat just decorated to look like pro as others do. It is TRUE PRO form A to Z!



Impressive cockpit space - it is exactly what every PRO need to do the job or complete a mission.

### FACTORY CUSTOMIZED



Every GALAXY is fully custom designed and built for every single customer, with complete 3D rendered presentation.

### HEAVY-DUTY IN EVERY INCH



We use and build only the heaviest duty deck equipment, parts, hardware and material gauges in our industry

### COMMERCIAL DECKING



Hi-end antiskid embossed decking is standard for every GALAXY, it is built to last.



## Features:

### STANDARD FEATURES:

- Deep "V" powder-coated aluminium hull with SELF-BAILING cockpit, doubled drains, motor well, bow locker, welded metal keel guard
- 4 lifting eyes, 2 rear and 1 bow tow eyes
- Soft curved 5-chamber TPU Polyurethane / Valmex / Hypalon buoyancy tube with PRO doubled rubbing strake
- Selection of pro-grade steering consoles with or without front seat

- Selection of seatings for customer choice
- «QUINTET» antiskid embossed decking
- Two rear storage lockers on P6, P7
- Bolster seat S-09
- Rear locker with access, no rear seats
- Two paddles, high-efficiency foot pump
- Repair kit and manual

### OPTIONAL EQUIPMENT:

- Bow step plate w/ cleat, roller and back
- Fuel system with tank and send
- Electric equipment package
- Towing arch w/ 2 cleats & tow eye
- T-top with top mounting plate
- Overall cover, console/seat covers
- Two side step panels with handles
- Customized lettering on tube and t-top

## Colours:

-  Orange tube / Black decor
  - TPU Polyurethane
  - HYPALON
-  Red tube / Black decor
  - VALMEX PVC
  - HYPALON
-  Black tube / Black decor
  - TPU Polyurethane, PVC
  - HYPALON

## Options:

- Bow towing bollard, bow step plate with roller



- GALAXY T-TOP with equipment mounting platform



- Rear towing arch, towing bollards and engine guard frame







P8-DIVE

P8-OPEN



P8-DIVE



P8-TOURING



P8-DIVE

## 5 reasons to choose GALAXY!

### DEEP-V PRO-GRADE HULL



Aluminium welded Deep-V high performance stepped hull with alu welded keel guard.

### INNOVATIVE ERGONOMICS



Advanced ergonomics with innovative and space-effective consoles and seats.

### DECK CUSTOMIZE READY



Fully customizable cockpit with large variety of seats, consoles and other deck equipment.

### PRO-GRADE EQUIPMENT



True PRO-grade rugged parts, equipment and hardware for most intensive professional or commercial use.

### REMOVABLE COLLAR



Easy removable inflatable tube installation system design for quick and convenient replacement or service.



## Features:

### STANDARD FEATURES:

- Deep "V" powder-coated aluminium hull with SELF-BAILING cockpit, doubled drains, motor well, two bow lockers with anchor compartment, welded metal keel guard
- 4 lifting eyes, 2 rear and 1 bow tow eyes
- Removable Soft curved 5-chamber TPU Polyurethane / Hypalon buoyancy tube with PRO doubled rubbing strake
- Pro-grade steering console with windshield, railing and large lockable storage box

- «QUINTET» antiskid embossed decking
- Rear storage locker with motor well
- Two driver seats with back rests
- Rear locker with access, no rear seats
- Two paddles, high-efficiency foot pump
- Repair kit and manual

### OPTIONAL EQUIPMENT:

- Fuel system with 300 lit tank and send
- Electric equipment package

- Bow and two rear bollards
- Electric anchor with winch
- Towing arch w/ 2 cleats & tow eye.
- T-top with top mounting plate
- Two PRO folding diving ladders
- Bow bollard LED light bar fixture with navigation lights.
- Engine guard frame
- 12 or 24 air bottles diving racks (ask for complete options list)

## Colours:

-  Gray tube / Black decor  
• HYPALON
-  Black tube / Black decor  
• TPU Polyurethane  
• HYPALON
-  Orange tube / Black decor  
• TPU Polyurethane  
• HYPALON

## Options:

- Two PRO-grade folding diving ladders with handles



- GALAXY T-TOP with equipment mounting platform



- Bow bollard LED light bar fixture with navigation lights








TRIDENT T7 is the boat with solid foam float, instead of classic inflatable tube. This boat meets the toughest requirements for operation boats, law enforcement and patrol, heavy duty military and commercial use. There are several options for cockpit arrangements available on request for different applications:

**Cockpit arrangements:**

- T7-OPERATION: boat with steering console at the bow with all seats behind,
- T7-PATROL: boat with steering console in the middle and protection roof,
- T7-CARRIER: boat with steering console at the back and all seats in the front.
- T7-SAR: boat for Search and Rescue operations
- T7-DELUXE: boat with front and rear bench seating.

Seating and consoles positions are fully customizable.



T7-PATROL

T7-OPERATION



T7-PATROL

**T7-PATROL**  
650 cm (21' 4") long  
250HP max, 12 pers



**Features:**

**STANDARD FEATURES:**

- Deep "V" powder-coated aluminium hull with SELF-BAILING cockpit, doubled quick drains, single engine or double engine motor well, bow locker, anchor storage, embossed PRO decking,
- 6 mooring cleats, 4 lifting eyes, 2 rear and 1 bow tow eyes
- POLYURETHANE coated solid foam removable buoyancy tube
- Steering console with windshield and railing
- PRO jockey seats: T7-PATROL - 6 pcs, T7-CARRIER, T7-OPERATION - 8 pcs
- Protection roof for T7-PATROL with tempered glass windshield and soft top cover

**OPTIONAL EQUIPMENT:**

- Built-in fuel system with 200 lit tank
- Heavy-duty bow bollard and two rear bollards
- 4 safety top-mounted railings
- Engine guard frame
- Under-deck large storage with access door
- Motorwell deck extension walking panel
- 4 cockpit folding steps
- PRO electric equipment package
- Ammunition removable dry locker with double seat
- Extra 200 lit tank for 400 lit total fuel reserve
- Towing arch w/ 2 cleats & tow eye.
- T-form rear towing mast for T7M, T7C
- Overall cover, console/seat covers
- Boarding ladder
- Maintenance package





# Technical Specifications

## Rigid Inflatable Boats (RIBs) with Aluminium hull

## Foldable Inflatable Boats and Inflatable Canoes

Series	ATLANTIS Tenders LITE / Double Deck / AQUAHELM						ATLANTIS Center console aluminium RIBs						VIKING Deluxe RIBs						FREESTYLE Floorboards / airdeck								SPRINTER Slatted deck / plywood floorboards						CANOES With airdeck				GALAXY Pilot / Trident Professional RIBs						
	A240/ A240D	A270/ A270D	A300/ A300D/Q	A330/ A330D/Q	A360D/ A360Q	A390D/ A390Q	A300L	A330L	A360L	A400L	A450L	A500L	V330	V360	V420	V500	V580/ V580F	V650/ V650F	F240/ F240A	F270/ F270A	F300/ F300A	F330/ F330A	F360	F390	F420	F450	S210	S240/ S240D	S270/ S270D	S300/ S300D	S330D	S360D	C320	C380	C450	C520	P4	P4.5	P5	P6	P7	P8	T7
Length overall, cm	240	270	300	330	360	390	300	330	360	400	450	500	330	360	420	500	580	650	240	270	300	330	360	390	420	450	210	240	270	300	330	360	320	380	450	520	390	450	500	580	650	780	650
ft/inches	7'10"	8'10"	9'10"	10'10"	11'10"	12'10"	9'10"	10'10"	11'10"	13'1"	14'9"	16'5"	10'10"	11'10"	13'9"	16'5"	19'0"	21'4"	7'10"	8'10"	9'10"	10'10"	11'10"	12'10"	13'9"	14'9"	6'11"	7'10"	8'10"	9'10"	10'10"	11'10"	10'6"	12'6"	14'9"	17'1"	12'10"	14'9"	16'5"	19'0"	21'4"	25'7"	21'4"
Length inside, cm	170	192	222	252	282	310	214	244	270	310	354	400	254	268	320	350	470	540	192	222	252	273	303	333	357	390	141	171	192	222	252	282	257	317	387	457	310	355	410	480	550	675	585
ft/inches	5'7"	6'4"	7'3"	8'3"	9'3"	10'2"	7'0"	8'0"	8'10"	10'2"	11'7"	13'1"	8'4"	8'10"	10'6"	11'6"	15'5"	17'9"	6'4"	7'3"	8'3"	8'11"	9'11"	10'11"	11'9"	13'0"	4'8"	5'7"	6'4"	7'3"	8'3"	9'3"	8'5"	10'5"	12'8"	15'0"	10'2"	11'8"	13'5"	15'9"	18'1"	22'2"	19'2"
Width overall, cm	152/170	152/170	162/170	162/170	170	170	170	170	192	192	215	215	172	186	192	215	250	250	150	170	170	170	195	195	195	195	145	145	160	160	160	160	104	104	104	104	170	215	215	250	250	285	250
ft/inches	5'0"/5'7"	5'0"/5'7"	5'4"/5'7"	5'4"/5'7"	5'7"	5'7"	5'7"	5'7"	6'4"	6'4"	7'1"	7'1"	5'8"	6'1"	6'4"	7'1"	8'2"	8'2"	5'1"	5'7"	5'7"	5'7"	6'5"	6'5"	6'5"	6'9"	4'9"	4'9"	5'3"	5'3"	5'3"	5'3"	3'5"	3'5"	3'5"	3'5"	5'7"	7'1"	7'1"	8'2"	8'2"	9'4"	8'2"
Width inside, cm	76/82	76/82	78/82	78/82	82	82	82	82	96	96	111	111	82	90	96	111	130	130	70	82	82	82	99	99	99	109	69	69	76	76	76	76	40	40	40	40	82	111	111	130	130	160	190
ft/inches	2'6"/2'8"	2'6"/2'8"	2'7"/2'8"	2'7"/2'8"	2'8"	2'8"	2'8"	2'8"	3'2"	3'2"	3'8"	3'8"	2'8"	2'11"	3'2"	3'8"	4'3"	4'3"	2'2"	2'8"	2'8"	2'8"	3'3"	3'3"	3'3"	3'7"	2'3"	2'3"	2'6"	2'6"	2'6"	2'6"	1'4"	1'4"	1'4"	1'4"	2'8"	3'8"	3'8"	4'3"	4'3"	5'3"	6'3"
Tube diameter max, cm	38/44	38/44	42/44	42/44	44	44	44	44	48	48	52	52	44	48	48	52	60	60	40	44	44	44	48	48	48	48	38	38	42	42	42	42	32	32	32	32	44	52	52	60	60	60	60
inches	15'17"	15'17"	17"	17"	17"	17"	17"	17"	19"	19"	20"	20"	17"	19"	19"	20"	24"	24"	16"	17"	17"	17"	19"	19"	19"	19"	15"	17"	17"	17"	17"	17"	13"	13"	13"	13"	17"	20"	20"	24"	24"	24"	24"
Bare Boat weight*, kg	37/54	41/59	45/64/97	50/69/103	74/109	80/115	112	126	160	170	220	250	132	166	222	281	462	525	30/22	40/31	55/42	70/55	75	85	100	110	20	23/28	26/35	33/42	55	60	20	24	29	34	115	280	370	580	650	850	880
lbs	81/118	90/130	99/140/213	110/152/226	162/239	176/253	198	277	352	374	484	550	290	366	488	618	1016	1155	66/48	88/68	121/92	154/121	165	187	220	242	44	53/62	57/77	73/92	121	132	44	53	64	75	253	616	814	1276	1430	1870	1936
Loading capacity***, kg	300/350	350/450	400/500	500/550	600	650	450	500	700	800	900	1000	500	700	850	1000	1500	1800	350	450	500	550	750	800	850	1000	220	250	300	400	450	500	320	380	450	550	650	800	900	1400	1700	2000	1200
lbs	660/770	770/990	880/1100	1100/1210	1320	1430	990	1100	1540	1760	1980	2200	1100	1540	1870	2200	3300	3960	770	990	1100	1210	1650	1760	1870	2200	484	550	660	880	990	1100	704	836	990	1210	1430	1760	1980	3080	3740	4400	2640
Passengers capacity	2/3	3/4	4/5	4/5	6	6	4	5	6	7	8	9	5	6	7	9	12	14	3	4	5	6	7	8	8	10	2	3	3	4	4	5	2	3	4	5	6	7	8	10	12	10(B),14(C)	10
No of chambers **	3	3	3	3	3	3	3	3	3	3	5	5	3	3	4	5	5	5	3+1/2	3+1/2	3+1/2	3+1/2	3+1	3+1	4+1	5+1	3	3/3+1	3/3+1	3/3+1	3+1	3+1	4+1	4+1	4+1	4+1	3	5	5	5	5	5	-
Engine recommended, HP	5	8	10	15	20	20	15	20	30	40	50	70	20	30	50	80	120	150	5	8	10	15	20	25	30	40	3	4	8	10	15	15	3	4	6	6	20	50	70	150	175	250	250
kW	3.7	5.9	7.4	11	14.7	14.7	11	14.7	22.1	29.4	36.8	51.5	14.7	22.1	36.8	58.8	88.3	110.3	3.7	5.9	7.4	11	14.7	18.4	22.1	29.4	2.2	2.9	5.9	7.4	11	11	2.2	2.9	4.4	4.4	14.7	36.8	51.5	110.3	128.7	183.9	183.9
Engine max ***, HP	6	10	15/15/20	20/20/30	25/30	30	20	30	40	50	70	90	30	40	60	100	150	175	5	10	15	20	30	30	40	50	4	5	10	15	20	20	4	6	8	8	30	70	100	175	250	300	300
kW	4.4	7.4	11/11/14.7	14.7/14.7/22.1	18.4/22.1	22.1	14.7	22.1	29.4	36.8	51.5	66.2	22.1	29.4	44.1	73.5	110.3	128.7	3.7	7.4	11	14.7	22.1	22.1	29.4	36.8	2.9	3.7	7.4	11	14.7	14.7	2.9	4.4	5.9	5.9	22.1	51.5	73.5	128.7	183.9	220.6	220.6
Engine weight max, kg	35	45	50	60	70	70	60	70	100	110	130	180	80	100	120	180	250	300	30	45	50	60	80	80	95	115	25	30	45	50	60	60	25	35	40	40	70	130	180	300	350	400	400
lbs	77	99	110	132	154	154	132	154	220	242	286	396	176	220	264	396	550	660	66	99	110	132	176	176	209	253	55	66	99	110	132	132	55	77	88	88	154	286	396	660	770	880	880
Engine shaft length, inch	15"	15"	15"	15"	15"(20")	15"(20")	15"	15"	20"	20"	20"	20"	20"	20"	20"	20"	20"	25"/20"	15"	15"	15"	15"	20"	20"	20"	20"	15"	15"	15"	15"	15"	15"	15"	15"	15"	15"	15"(20")	20"	20"	25"	25"	30"	25"
Deadrise transom/mid, deg	14°/19°	14°/19°	14°/19°	14°/19°	14°/19°	14°/19°	14°/19°	14°/19°	20°/23°	20°/23°	23°/27°	23°/27°	17°/23°	17°/23°	22°/25°	23°/28°	23°/30°	23°/30°	11°/16°	11°/16°	11°/16°	11°/16°	12°/17°	12°/17°	12°/17°	12°/17°	11°/17°	11°/17°	11°/17°	11°/17°	11°/17°	11°/17°	-	-	-	-	14°/19°	23°/28°	23°/28°	23°/30°	23°/30°	23°/30°	23°/30°
Transport dimensions, cm	211	233	263	293	323	353	263	293	330	370	430	480	293	330	400	480	550	620	116	116	116	116	120	120	120	120	116	116	116	120	120	120	90	90	90	90	353	430	500	550	620	750	660
of package No1	cm	114	114	114	114	114	114	114	135	135	155	155	114	135	135	155	190	190	60	60	60	60	70	70	70	70	60	60	60	60	60	60	60	60	60	60	114	140	155	190	190	220	190
cm	54	54	54	54	54	54	54	54	65	65	78	81	65	75	80	81	110	110	40	40	40	40	45	45	50	50	40	40	40	40	40	40	47	47	47	47	54	78	81	110	110	150	110
ft/inches	6'11"	7'8"	8'8"	9'7"	10'7"	11'7"	8'8"	9'7"	10'10"	12'2"	14'1"	14'9"	9'7"	10'10"	13'1"	14'9"	17'1"	20'4"	3'10"	3'10"	3'10"	3'10"	3'11"	3'11"	3'11"	3'11"	3'10"	3'10"	3'10"	3'11"	3'11"	3'11"	2'11"	2'11"	2'11"	2'11"	11'7"	14'1"	14'11"	17'1"	20'4"	24'7"	21'8"
ft/inches	3'9"	3'9"	3'9"	3'9"	3'9"	3'9"	3'9"	3'9"	4'5"	4'5"	4'7"	5'1"	3'9"	4'5"	4'5"	5'1"	6'3"	6'3"	2'0"	2'0"	2'0"	2'0"	2'4"	2'4"	2'4"	2'4"	2'0"	2'0"	2'0"	2'0"	2'0"	2'0"	2'0"	2'0"	2'0"	2'0"	3'9"	4'7"	5'1"	6'3"	6'3"	7'3"	6'3"
ft/inches	1'9"	1'9"	1'9"	1'9"	1'9"	1'9"	1'9"	1'9"	2'2"	2'2"	2'7"	2'8"	2'2"	2'6"	2'6"	2'8"	3'3"	3'3"	1'4"	1'4"	1'4"	1'4"	1'6"	1'6"	1'8"	1'8"	1'4"	1'4"	1'4"	1'4"	1'4"	1'4"	1'7"	1'7"	1'7"	1'7"	1'9"	2'7"	2'8"	3'7"	3'7"	4'11"	3'7"
Transport dimensions, cm							52	52	60	60	70	70	52	60	70	70	80	80	100	100	100	100	100	100	100	120	/100	/100	/100	100	100					55	70	70	80	80	100	80	
of package No2																																											



VISIT US AT:  
**WWW.GELEXGLOBAL.COM**

**GELEX GLOBAL GROUP**

545 Velyka Diivska St., Dnipro, 49016, Ukraine  
Tel: +380-96-545-5450  
(Viber, WhatsApp, Telegram)  
E-mail: office@gelexglobal.com

